



**Electrolux**  
PROFESSIONAL

## Modular Cooking Range Line thermaline 80 - 400 mm Closed Work top, 1 Side

ITEM #

MODEL #

NAME #

SIS #

AIA #



588108 (MANABADOOO)

Closed Work Top, one-side  
operated

### Short Form Specification

#### Item No.

Closed work top, 400 mm wide, constructed according to DIN 18860\_2 with 20 mm drop nose top. Internal frame for heavy duty sturdiness in stainless steel. 2 mm top in 1.4301 (AISI 304). Flat surface construction, easily cleanable. THERMODUL connection system enables seamless worktop when units are connected and avoids soil penetrating.

IPX5 water resistant certification.

Configuration: One-side operated top. The base needs to be supplied by the factory. Please include appropriate base.

### Main Features

- All major components may be easily accessed from the front.
- THERMODUL connection system creates a seamless work top when units are connected to each other thus avoiding soil penetrating vital components and facilitating the removal of units in case of replacement or service.

### Construction

- IPX5 water resistance certification.
- 2 mm top in 1.4301 (AISI 304).
- Flat surface construction with minimal hidden areas to easily clean all surfaces
- Internal frame for heavy duty sturdiness in 1.4301 (AISI 304).
- Unit constructed according to DIN 18860\_2 with 20 mm drop nose top.

### Optional Accessories

- Connecting rail kit, 800mm PNC 912500 ☐
- Portioning shelf, 400mm width PNC 912522 ☐
- Portioning shelf, 400mm width PNC 912552 ☐
- Folding shelf, 300x800mm PNC 912577 ☐
- Folding shelf, 400x800mm PNC 912578 ☐
- Fixed side shelf, 200x800mm PNC 912583 ☐
- Fixed side shelf, 300x800mm PNC 912584 ☐
- Fixed side shelf, 400x800mm PNC 912585 ☐
- Connecting rail kit: modular 80 (on the left) to ProThermatic tilting (on the right), ProThermatic stationary (on the left) to ProThermatic (on the right) PNC 912971 ☐
- Connecting rail kit: modular 80 (on the right) to ProThermatic tilting (on the left), ProThermatic stationary (on the right) to ProThermatic (on the left) PNC 912972 ☐
- Endrail kit, flush-fitting, left PNC 913109 ☐
- Endrail kit, flush-fitting, right PNC 913110 ☐
- Endrail kit (12.5mm) for thermaline 80 units, left PNC 913200 ☐
- Endrail kit (12.5mm) for thermaline 80 units, right PNC 913201 ☐
- T-connection rail for back-to-back installations without backsplash PNC 913227 ☐
- Insert profile D=800mm PNC 913230 ☐
- Endrail kit, (12.5mm), for back-to-back installation, left PNC 913249 ☐
- Endrail kit, (12.5mm), for back-to-back installation, right PNC 913250 ☐
- Endrail kit, flush-fitting, for back-to-back installation, left PNC 913253 ☐
- Endrail kit, flush-fitting, for back-to-back installation, right PNC 913254 ☐

APPROVAL:




Experience the Excellence  
[www.electroluxprofessional.com](http://www.electroluxprofessional.com)



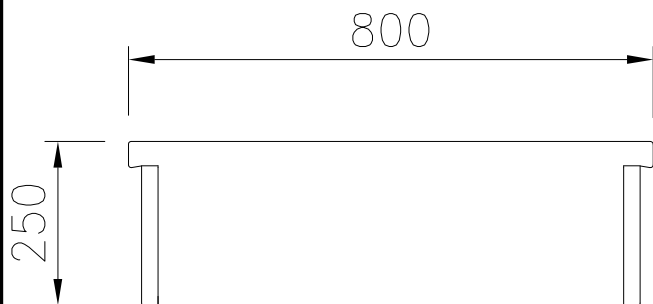
**Electrolux**  
PROFESSIONAL

**Modular Cooking Range Line  
thermaline 80 - 400 mm Closed  
Work top, 1 Side**

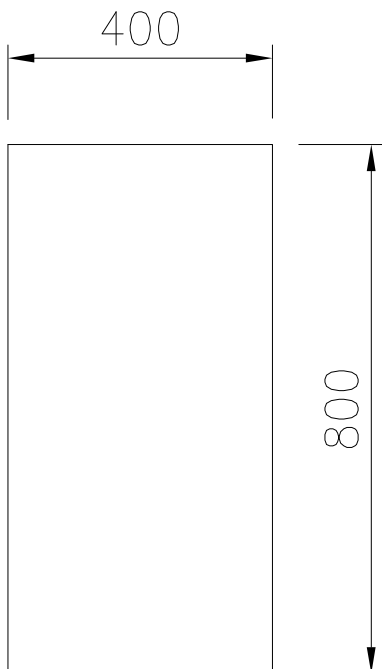
Front



Side



Top



**Key Information:**

External dimensions, Width:

588108 (MANABAD000) 400 mm

External dimensions, Depth: 800 mm

External dimensions, Height: 250 mm

Net weight: 11 kg

Modular Cooking Range Line  
thermaline 80 - 400 mm Closed Work top, 1 Side

The company reserves the right to make modifications to the products  
without prior notice. All information correct at time of printing.

2025.04.18